

ECOCHALLENGE.ORG



GOING MOBILE WITH ECOCHALLENGE

Adding EcoChallenge App to
Your Phone or Tablet's Home Screen

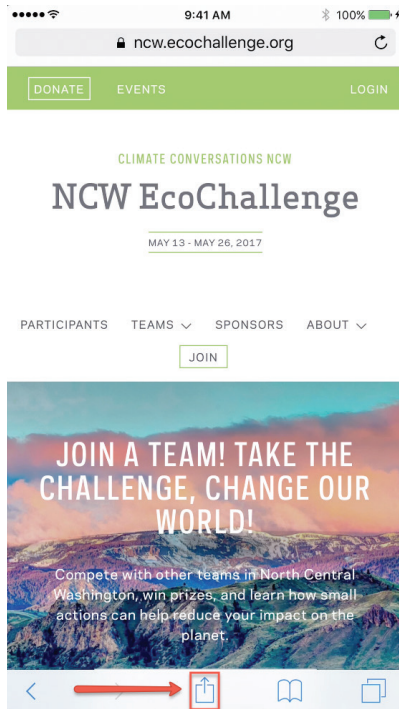


Northwest
Earth Institute
DISCOVER CHANGE, TOGETHER.

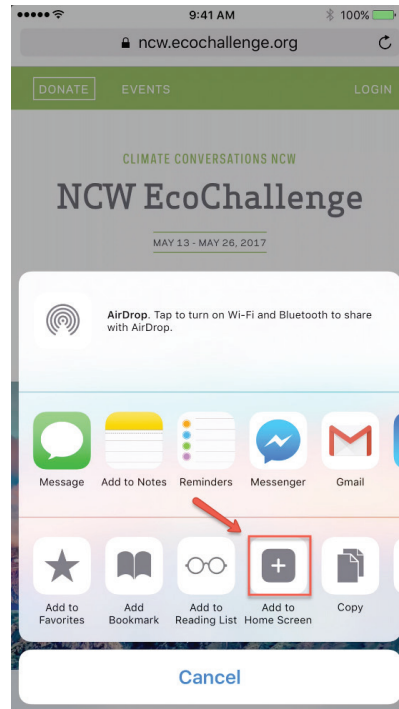


FOR IPHONE/IPAD

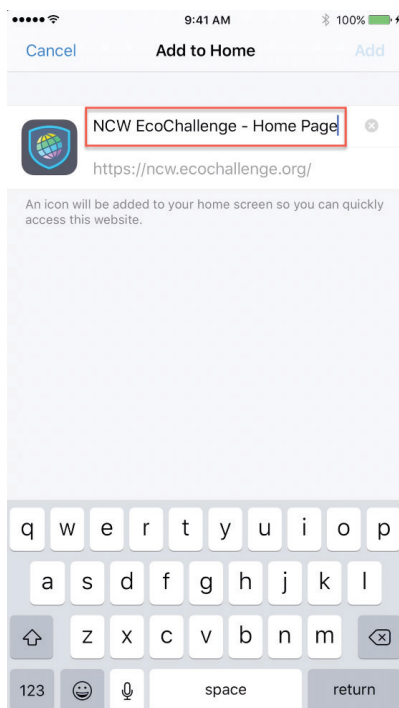
1 Load the event page in Safari and tap the Action icon at the bottom.




2 Next, tap the Add to Home Screen button.



3 Almost done! Type the name that you would like the icon to be.



4 Voila! EcoChallenge is now available on your Home Screen.



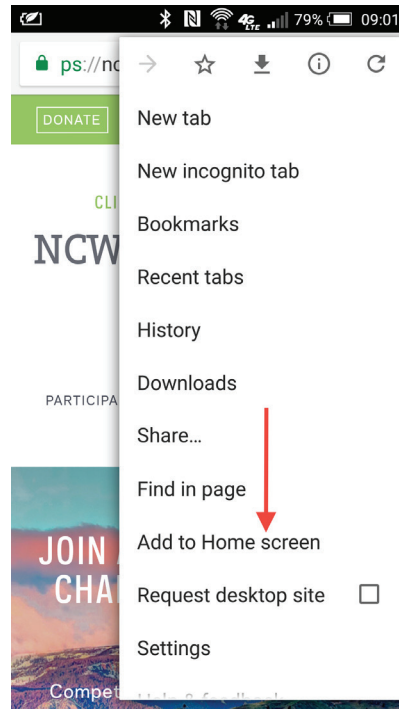


FOR ANDROID

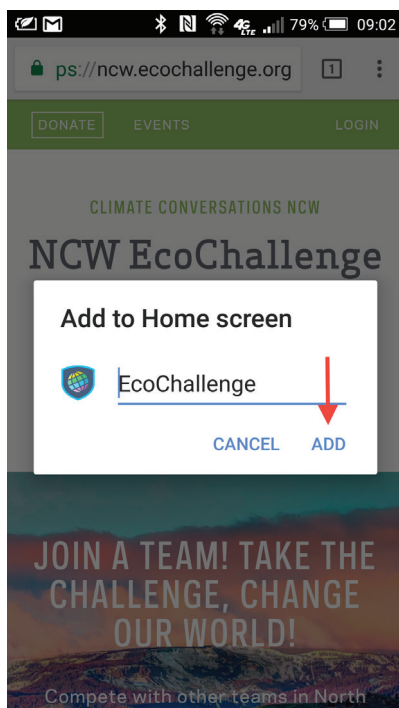
1 Open the event in Chrome, and click the settings icon in the top right.



2 Scroll down and select the Add to Home Screen option.



3 Confirm or edit the title of the icon and then select Add.



4 Done! The icon will now appear in your device's home screen.

